

OK Summary

Cases Updated ...
2020-08-03
Source: OK Gov...

OK Cases

38,602

↑ 377 DoD*

1% DoD*

OK Deaths

551

↑ 1 DoD*

0.2% DoD*

OK Recovered

31,165

↑ 345 DoD*

1.1% DoD*

US Summary

Cases Updated ...
2020-08-02
Source: Johns H...

US Cases

4,667,9...

↑ 47,51...

1% DoD*

US Deaths

154,860

↑ 413 DoD*

0.3% DoD*

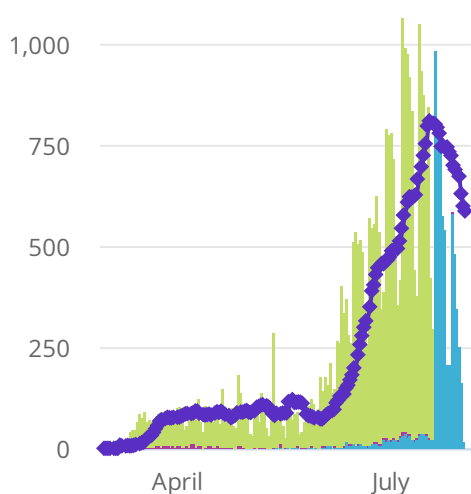
US Recovered

1,468,6...

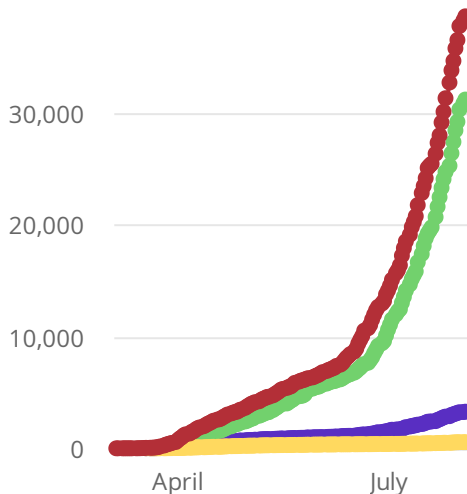
↑ 6,804 D...

0.5% DoD*

Oklahoma Case Status by ...



Oklahoma Cumulative Cas...



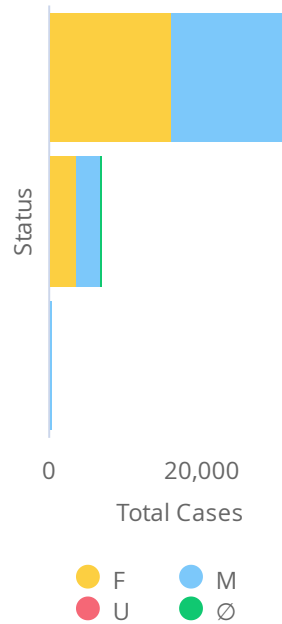
Oklahoma Total ...

- White 54.89%
- Unknown 21.17%
- American Indian or Alaska Native 8.62%
- Black or African American 6.87%
- Asian or Pacific Islander 4.55%
- Multiple Races/Other 3.90%

Oklahoma Total ...

- 18-35 35.69%
- 36-49 21.78%
- 50-64 17.75%
- 65+ 13.76%
- 05-17 8.68%
- 00-04 2.34%

Oklahoma Total ...



[View Data by County](#)

[View Data by City](#)

[View Data by Zip](#)

[View Data for Confirmed Cases](#)

[View Data for Deaths](#)

[View Data for Recoveries](#)

[Symptom Tracker](#)

[Personal Protective and Hospital Equipment](#)

[OSDH District Breakout](#)

[View Data Downloads](#)

DoD* indicate the delta (↑ ↓) or rate of change (%) over the past 24 hours only.

**Data shown are preliminary and subject to change as additional information is obtained.

Race/Ethnicity containing missing data is bucketed into the unknown category.

*Recovered: currently not hospitalized or deceased and 14 days after onset/report. Recoveries calculated beginning on 4/6/2020.

Trend Line*** is a 7 day rolling average of the number of the confirmed cases by date of symptom onset or positive test result for asymptomatic cases.

A 7 day lag has been applied to the trend line based on information collected to-date for the week of 5/3 and 5/9 where within 7 days of onset date 90% of the cases had been reported.

**** The purpose of publishing aggregated statistical COVID-19 data through the OSDH Dashboard, the Executive Order Report, and the Weekly Epidemiology and Surveillance Report is to support the